

# The Journal of Population Research



**Dason Publication**  
[www.dasonpublication.com](http://www.dasonpublication.com)

## Scenario of the juvenile delinquency in India, causes & remedial measures

**Mr. Baidya Nath Saha**

Assistant Teacher

Trimohini P.C.U.M Vidyalaya

Hili, Dakshin Dinajpur

West Bengal

### **Abstract**

*Juvenile delinquency is also known as youth crime or youth offence. It is a part of social pollution. Society is an artificial system formed by complex relationship. It has set of values and norms which help in maintaining harmonious relationship between the members of the society. But when these values are being degraded, then, it leads to the social pollution. If any society sticks to the redundant values and the norms, then, it makes a room for social degradation. We cannot clean the environment unless our society is cleaned properly or proper awareness is created in the society to desist the old practice and tradition.*

**Key words:** 1.offence, 2.social pollution, 3.degraded, 4.redundant, 5.desist, 6.youth crime

### **Introduction:**

In our country India, the children in the age group of 7 -18 is regarded as juvenile. In India the boys in the age group of 16 -18 has been considered as the juvenile as per the revised definition of juvenile justice act. Juvenile delinquency is not only the problem of India, rather every nation in the world are affected by this serious problem. There is remarkable difference in terms of child offences in rural India and urban area. This problem is not only confined in the backward class or the poor class in the society, rather the elite class society children often becomes attached heavily with this serious concern.

This social problem has a vigorous impact on the society and as well as in the nation & it is being continued to the violent stage or phrase unless it is treated by root.

Contextually it can be said that the children of the poor family /society often assailed themselves with the different kind of deliquescences such as theft, burglary, murder etc due to economic constraint of the family, whereas the offspring of high or elite class society becomes engaged with various types of offences owing to lack of vigilance of their guardians.

In many villages the guardians of the daughters don't dare to send themselves in the school due to the fear of molestation or sexual harassments of the juvenile delinquent or whatsoever for the antisocial.

### **Objectives:**

The objectives of this study are mentioned below & which are as follows:

- De facto reason behind the juvenile delinquency happening throughout in India.
- To illuminate on the social pollution of the society.
- To highlights the nature and spatial intensity of child offences or juvenile delinquency.
- To find out some suitable remedial steps or treatment or measures for the purpose of solving this kind of deep societal concern.

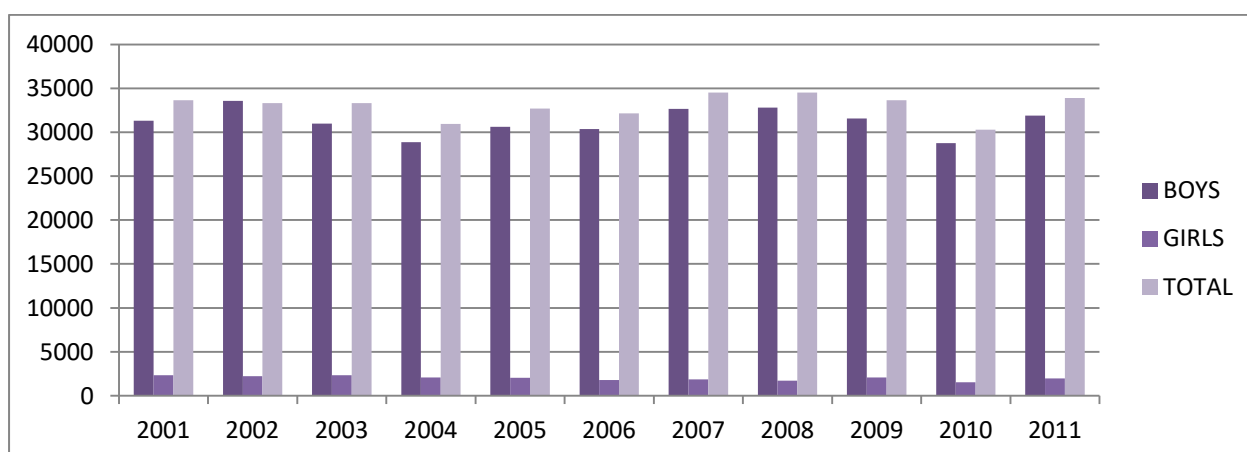
- To analyze the data (taken from NCRB=National Crime Records Bureau) and their trend of child offences or juvenile delinquency.

**Database:**

**Juvenile crime by sex (2001-2011)**

Sl. No	Year	Boys	Girls	Total
01	2001	31295	2333	33628
02	2002	33551	2228	33320
03	2003	30985	2335	33320
04	2004	28878	2065	30943
05	2005	30606	2025	32681
06	2006	30375	1770	32145
07	2007	32671	1856	34527
08	2008	32795	1712	34507
09	2009	31550	2092	33642
10	2010	28763	1540	30303
11	2011	31909	1978	33887

Source: NCRB (National crime records bureau) Statistics 2011, Ministry of home affairs.



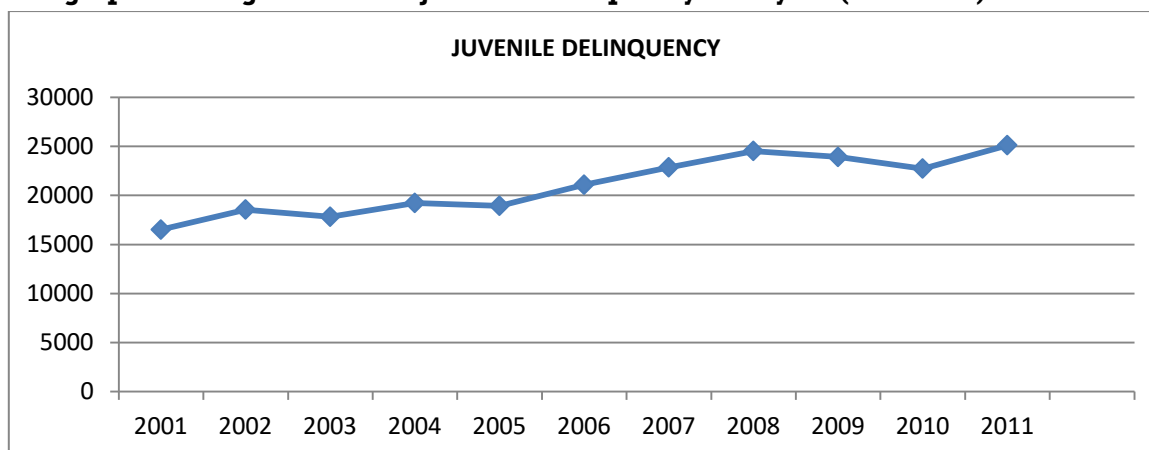
Computed by the author itself

**Incidence and rate of the juvenile delinquency under IPC (2001 -2001)**

Serial number	year	Juvenilecrimes	Total cognigable crimes	% of juvenile crime to cognigable crimes
01	2001	16509	1769308	0.9
02	2002	18560	1780330	1.0
03	2003	17819	1716120	1.0
04	2004	19229	1832015	1.0
05	2005	18939	1822602	1.0
06	2006	21088	1878293	1.1
07	2007	22865	1989673	1.1
08	2008	24535	2093379	1.2
09	2009	23926	2121345	1.1
10	2010	22740	2224831	1.0
11	2011	25125	2325575	1.1

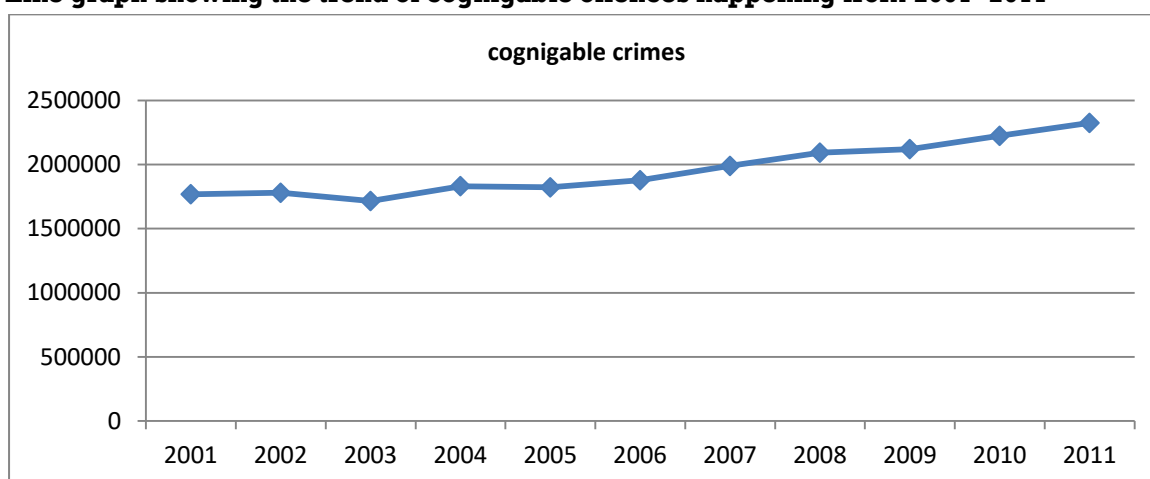
Source: NCRB (National crime records bureau) statistics 2011, ministry of home affairs.

**Line graph showing the trend of juvenile delinquency from year (2001-2011)**



Computed by the author itself

**Line graph showing the trend of cognigable offences happening from 2001 -2011**



Computed by the author itself

**Year wise different juvenile delinquency (ipc) under various crime heads**

Serial number	Crime head	2001	2006	2007	2008	2009	2010
01	MURDER (SEC. 302 IPC)	531	605	672	743	844	679
02	ATTEMPT TO COMMIT MURDER (SEC 307 IPC)	449	489	547	563	603	543
03	KIDNAPPING & ABDUCTION (SEC.363-369 &371-373IPC)	122	271	301	354	396	524
04	DACOITY (SEC.395-398 IPC)	59	99	144	161	150	97
05	ROBBERY9SEC.392-394&397-398)	164	321	409	500	481	551
06	BURGLARY (SEC.449-452,454,455,457,460)	1687	2675	2603	2702	2431	2271
06	RIOTS (SEC143-145,147-151 &153,153A, 153B, 157,158,160 IPC)	1228	988	1440	1574	1422	1081
07	CHEATING (SEC.419, 420IPC)	83	94	111	135	108	134
08	MOLESTATION (SEC.354 IPC)	380	488	476	560	474	546
09	RAPE (SEC.376 IPC)	339	656	746	776	798	858

Source: Ncrb (national crime records bureau) statistics 2011, ministry of home affairs

States	Murder (SEC.302 IPC)	Attempt to commit murder (SEC. 301IPC)	Rape (SEC. 376 IPC)	Kidnapping & Abduction (SEC. 363-369 & 371-373)	Robbery (SEC.392-394 & 397 - 398)	Burglary (SEC.449-452, 454,455,457)
Andhra pradesh	64	34	59	55	22	229
Arunachal pradesh	00**	01**	00**	00**	01**	18
Assam	16	01**	34	44	09	67
Bihar	45	76	17	51	49	18
Chattisgarh	57	39	80	14	25	384
Goa	04**	01**	03**	01**	01**	21
Gugrat	43	20	16	50	42	206
Haryana	15	15	18	17	05**	65
Himachal pradesh	04**	02**	09	04**	00**	29
J&k	01**	01**	00**	00**	00**	02**
Jharkhand	06**	01**	16	35	02**	03**
Karnataka	26	08	18	39	06	51
Kerala	12	07	21	06	20	74
Madhyapradesh	112	127	271	106	59	287
Maharastra	145	135	125	50	176	571
Manipur	00**	00**	00**	00**	00**	00**
Meghalaya	10**	00**	20	01**	08	08
Mizorum	00**	00**	03**	00**	00**	12
Nagaland	02**	00**	05	03**	02**	06
Orrisa	19	07	44	13	17	73
Punjab	11	05	08	06	05**	08
Rajasthan	71	65	79	59	46	205
Sikkim	01**	00**	03	01**	00**	08
Tamilnadu	45	33	14	09	30	154
Tripura	07	00	12	00	00	00
Uttar pradesh	81	24	146	74	32	51
Uttarakhand	02	01	05	09	00	10
Westbengal	41	05	74	78	02	00

**State wise distribution of different types of juvenile offences in india:**

**Continued:**

Serial number	States	Dacoity	Theft	Riots	Cheats	Molestation	Sexual Harrasement
01.	Andhra pradesh	03	646	23	16	68	88
02.	Arunachal pradesh	00	26	07	00	01	00
03.	Assam	00	121	07	01	03	00
04.	Bihar	09	109	248	07	08	01
05.	Chattisgarh	12	311	85	05	66	14
06.	Goa	00	33	01	00	00	00
07.	Gugrat	15	343	117	05	16	01
08.	Haryana	02	124	38	10	05	0102
09.	Himachal pradesh	00	44	16	00	04	00
10.	J&k	00	00	02	01	01	00
11.	Jharkhand	04	25	30	01	00	00
12.	Karnataka	04	43	14	03	03	04

13.	Kerala	04	89	102	03	06	24
14.	Madhyapradesh	08	427	108	04	168	28
15.	Maharashtra	48	1256	442	25	108	00
16.	Manipur	00	00	00	00	00	00
17.	Meghalaya	03	32	00	00	01	00
18.	Mizoram	00	18	00	00	03	00
19.	Nagaland	00	07	00	01	00	00
20.	Orrisa	08	106	06	01	09	01
21.	Punjab	00	43	00	03	00	00
22.	Rajasthan	01	349	18	21	40	00
23.	Sikkim	00	22	00	00	00	00
24.	Tamilnadu	03	499	40	08	12	00
25.	Tripura	00	09	02	01	02	00
26.	Uttar pradesh	03	223	23	17	17	00
27.	Uttarakhand	00	20	00	00	00	00
28.	Westbengal	04	98	14	00	20	00

Source: NCRB (National crime records bureau) Statistics 2011, Ministry of home affairs.

### Methodology

In this study methodology is basically based on the secondary data. To focus precisely upon the child offences and its trend, the NCRB data has been examined thoroughly. Along with these different articles, papers and have been used widely. To discuss this paper explicitly different cartographic method such as tables, charts, bar graph & line graph have been used to make this paper very vivid to everyone. & some basic information has been taken for preparing this paper.

### Discussion

In this section data has been explained vividly to make this paper easily understandable to everyone. Along with this the root causes of juvenile offences has been explained & some suggestive measures or remedial measures have also been explained.

### Important points regarding juvenile delinquencies

- In India the rate of juvenile offences by the boys are higher than that of girls. For example the year 2011 recorded 94.2 % offences by the boys where as it is 5.8 in case of the girls.
- The years 2001 -2011 maintains the same flow of youth crimes in boys for more than 90%.
- NCRB data shows this type of concern increases years after year, although certain fluctuation observable in the rate and it is very vivid in the respective line graph in the above.
- Arunachal Pradesh, Assam, Goa, Himachal Pradesh, Jammu& Kashmir, Manipur, Mizoram, Sikkim, Tripura & Uttarakhand are characterized by very low child offences.
- The states Jharkhand, Haryana, Orissa, and Punjab & West Bengal falls under the medium zone of juvenile offences in terms of number crimes happening to there.
- The rest of states like Andhra Pradesh, Bihar, Chhattisgarh, Karnataka,, Madhya Pradesh, Maharashtra, Rajasthan ,Tamilnadu, Uttar Pradesh etc states falls under the very high frequency zone in terms of youth crimes.

Now we should focus upon the root causes for child offences happening in India, which are as follows:

1. **Family:** it is the basic organisation for the socialisation of the children. Children learn basic concepts of good or bad from their family. Most of the children showing delinquent behaviour belong to a family which could not give firm foundation to the children
2. **Economic problem of the family:** it is one of the major causes of juvenile delinquency. Youth belonging from poor economic classes easily get involved into the criminal activities. Whenever they wanted to improve their status then they assailed themselves into negative path which leads them so called the word of crimes.
3. **Psychological problem of the family:** psychological problems of the parents or the siblings are the factor of risk in case of juvenile offences. Mental depression, illness, frustration, aggression of the parents acts as a risk factor.
4. **Moral problem of the family:** it is one of the vital factors which control the child offences. The child & teens should know how to respect for their elder & other respective members of the family. They should provide respect everyone that they know or comes to know. Some parents don't give respect to their elders & this phenomenon is being limited & transmitted into their children. As a result they also accustomed not to provide respect to their superiors.
5. **Parenting style:** It is also a matter of concern. Sometime it is seen that the parents behaves very harsh & punish their children for some small issues. Reason why, the children start to disrespect their parents and became violent.

#### Other reasons

social problem of the family , Availability of drugs to them ,proximity of the bad peer group , acute poverty of the family , reading & viewing of Adult content in the magazines ,cinemas , video songs & different type of physical malpractices.

Suggestive measures are to be taken to check this of kind of vigorous societal problem of the society which are stated below:

- Family should have a positive attitude towards life and towards for the society.
- Parents should take the responsibility for fighting any kind of odd thing which may be harmful for their children.
- Teachers & parents should advice their students/children to abstain from any kind of odd behaviour as because it is the first step of committing crimes.
- Peer group influence is very strong on the teens and the parents should observe upon the friend circle of their children.
- Above all the guardians should focus upon their children with a very friendly & healthy way.

#### Conclusion

So from the above discussion, it is concluded that juvenile delinquency is a tremendous problem behind the development of the society. It is nothing but a societal illness. If a society is a seriously ill then we cannot live in it smoothly. Reason why, we should remove all the risk factors of the society by which child offences may happen.

Parents should keep a deep surveillances upon their children in a very precisely manner so that they don't accept any of odd thing in their lives & parents should change their parenting style & as

well as parents should abstained from parental favouritism upon their children as because it has been seen that this parental favouritism often leads the children is wrong way or even error pattern of life which ultimately merges to the world of crime very often. Contextually teachers' in this case can play vital role to check this problem. Teacher should provide moral education to their student for the foundation of good conscience so that they can desist themselves from any kind malpractice.

## References

1. Banham Bridge K.M; factors contributing juvenile delinquency, *Journal of criminal Law & criminology*; volume17
2. NCRB (National Crime Records Bureau), Ministry of Home Affairs, Govt. Of India, *crime in India, statistics 2001-2011*.
3. Dr. Sen. Jyotirmoy, *Pouro Bhoogaler Ruprekha (outline of urban geography)*, 2<sup>nd</sup> edition2005, glg publication.
4. Article on Juvenile delinquency and social pollution in Bengali Version by Dr. Anuradha Guha Thakurata in the Bengali journal *Bhugol o Poribesh*; 2<sup>nd</sup> edition in April 2014, ISSN No.2321-4694.
5. David P. Farrington and Brandon C .Welsh, *Savings children from a life of crime: Early risk factors (Oxford university press, 2007)*
6. Kavita, Assistant professor, Institute of Law, Kurukhetra University, "Juvenile Delinquents: The causes and its remedies", *Golden research thought, volume, issue3, September 2012, ISSN 2231 5063*
7. D.P Farrington and A. Petrosino, "Campbell collaboration of crime & justice group", *Annals of the American Academy of political and social science*", 2000, pp 35 -49.
8. Lawrence w Sherman & others, *Percenting crime: what works, what does not, what promising (Washington: US Department of justice, office of justice programme, 1997)*.
9. Chitre, R. G., Dixit, M., Agate, V. and Vailekar, V. 1976. *The Concept of Essential Amino Acid in Human Nutrition- A Need for Reassessment. Indian Journal of Nutrition and Dietetics, 13:101*.
10. Ghosh, A. and Bala, S.K. 2001. *Anthropometric characteristics and nutritional status of Kandh: A tribal population Kandhmaal district, Orissa, India, Anatomy of Human Biology, 33(5-6): 641-647*.
11. Gupte, M.D., Ramachandran, V. and Muaukar, R.K. 2001. *Epidemiological Profile of India: Historic and Contemporary Perspectives. Journal of Bioscience, 26: 437-464*.
12. Haque, M. 1990. *Height, Weight and Nutrition among the Six Tribes of India. In, Cultural and Environmental Dimensions of Health, B. Choudhuri (eds.), pp. 192-206, New Delhi, Inter India Publication*.